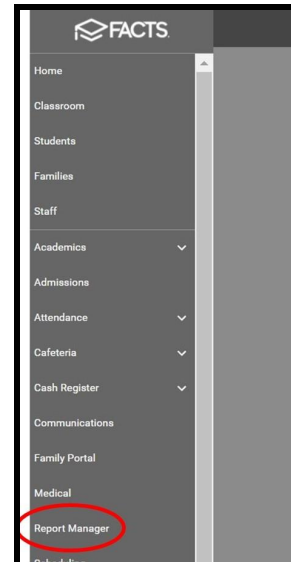
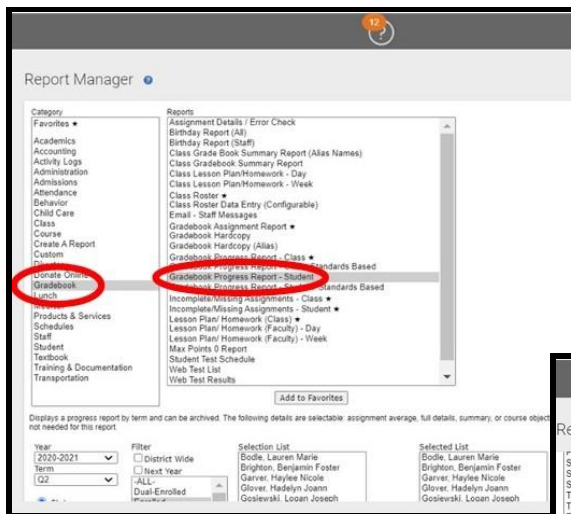




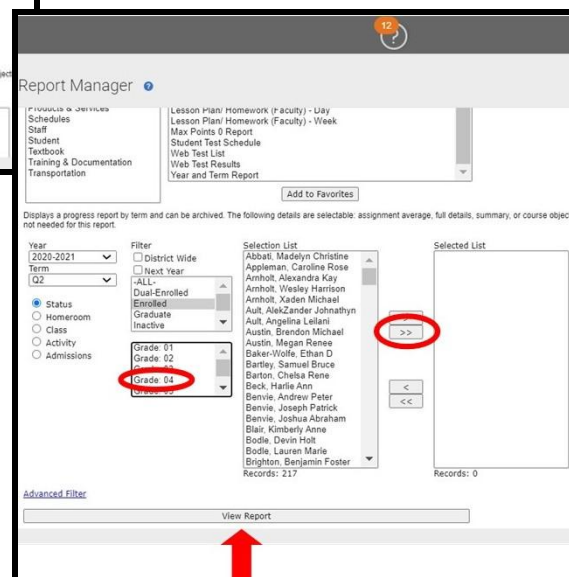
PROGRESS REPORT INSTRUCTIONS 2020

ELEMENTARY

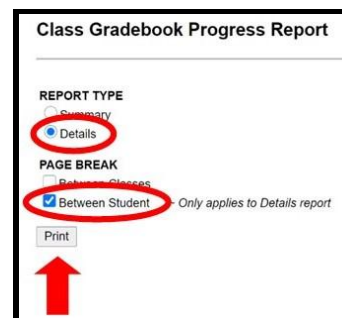
1. From Renweb Home, select **REPORT MANAGER**.
2. Then, select **GRADEBOOK**.
3. Click **GRADEBOOK PROGRESS REPORT -- STUDENT**.



4. Select your **GRADE**.
5. Click the **DOUBLE ARROW** to move students over.



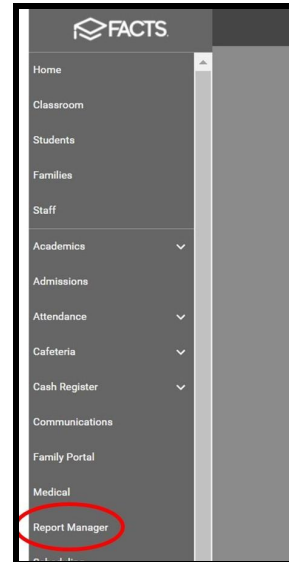
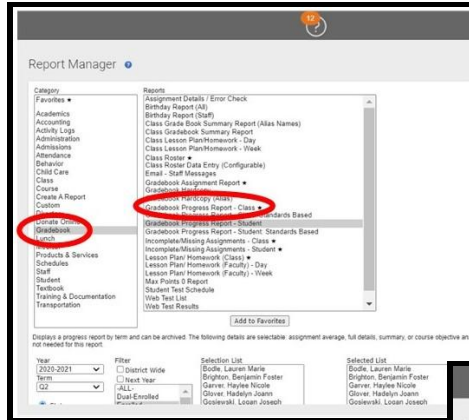
6. Click **DETAILS**.
7. Click **BETWEEN STUDENTS**.
8. Click **PRINT**.



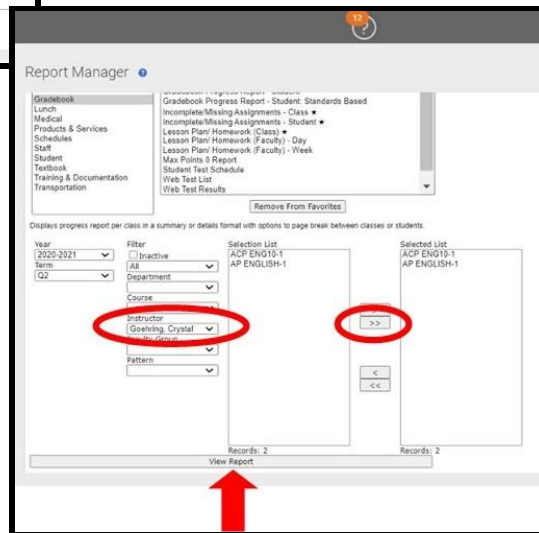
9. To print, right click and select **PRINT** (or hold **CTRL** and press "**P**").

MIDDLE SCHOOL/HIGH SCHOOL

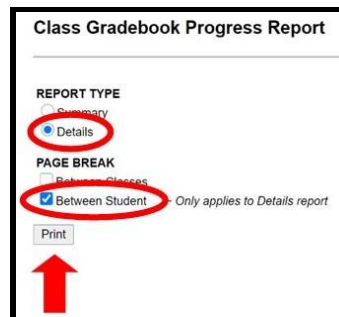
1. From Renweb Home, select **REPORT MANAGER**.
2. Then, select **GRADEBOOK**.
3. Click **GRADEBOOK PROGRESS REPORT -- CLASS**.



4. Select your **NAME (Instructor)**.
5. Click the **DOUBLE ARROW** to move classes over.



6. Click **DETAILS**.
7. Click **BETWEEN STUDENTS**.
8. Click **PRINT**.



9. To print, right click and select **PRINT** (or hold **CTRL** and press "**P**").